

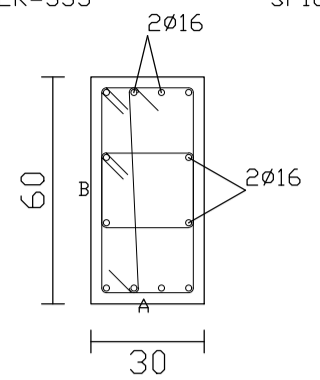
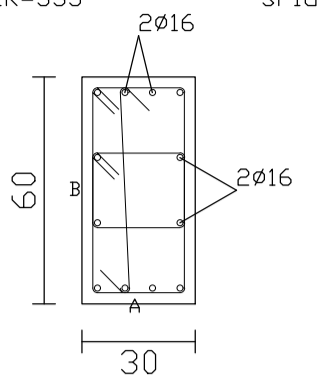
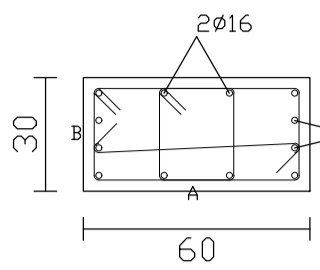
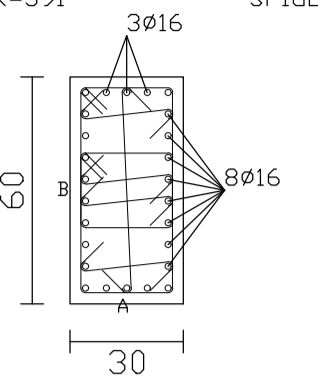
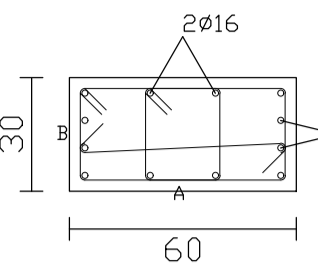
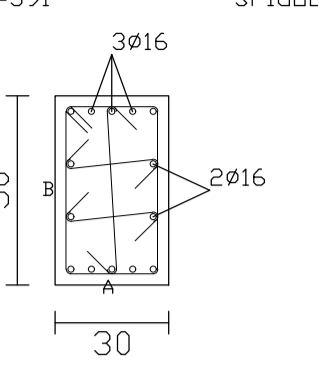
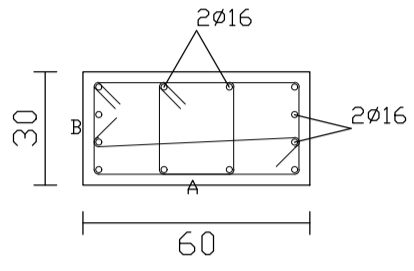
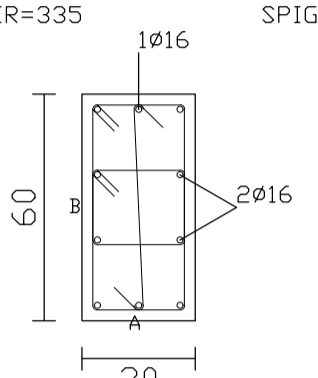
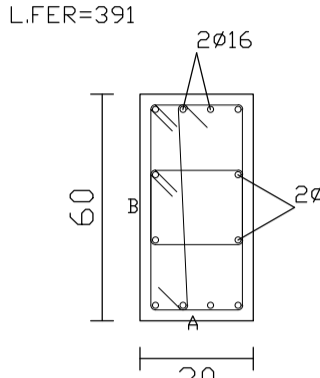
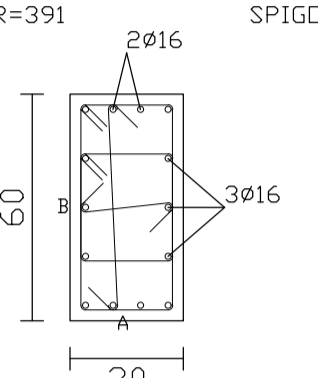
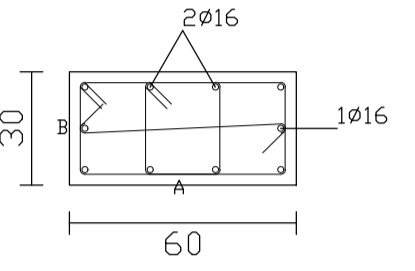
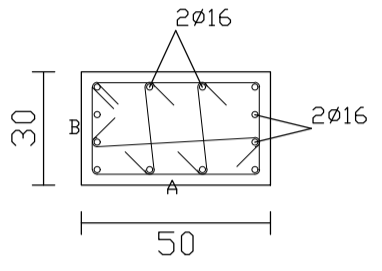
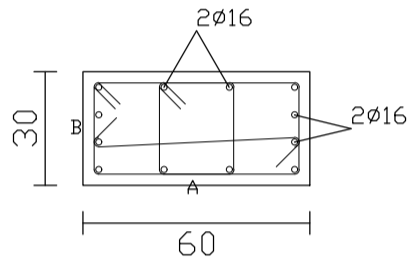
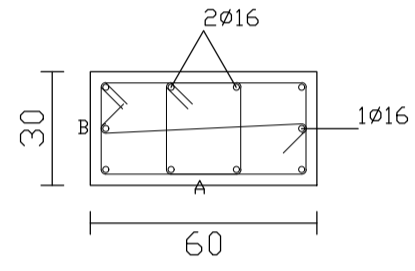
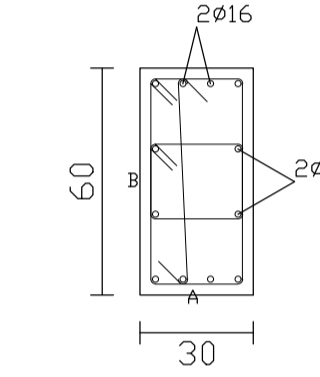
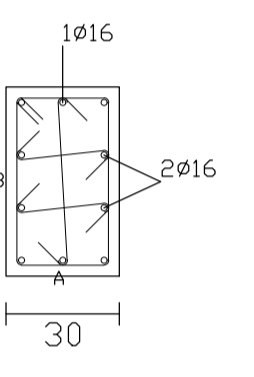
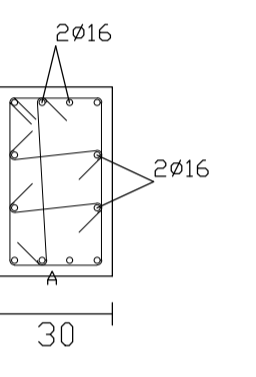
TABELLA PILASTRI QUOTA m: 6.20				TABELLA PILASTRI QUOTA m: 6.20				TABELLA PILASTRI QUOTA m: 6.20			
PIL.		PIL.		PIL.		PIL.		PIL.		PIL.	
1	L=310 L.FER=335 SPIGOLI 4Ø16  STAFFE: 25*38 LTDT=137*2 Ø8/10 L= 111 Ø8/19 L= 139 Ø8/10 L= 60	5	L=310 L.FER=335 SPIGOLI 4Ø16  STAFFE: 25*38 LTDT=137*2 *SPILLI EXTRA +1A Ø8/7 L= 50 * Ø8/10 L= 60 Ø8/19 L= 140 Ø8/10 L= 60	8	L=310 L.FER=391 SPIGOLI 4Ø16  STAFFE: 38*25 LTDT=137*2 Ø8/10 L= 110 Ø8/19 L= 140 Ø8/10 L= 60	11	L=310 L.FER=391 SPIGOLI 4Ø16  STAFFE: 25*38 LTDT=137*2 Ø8/10 L= 110 Ø8/19 L= 140 Ø8/10 L= 60	14	L=310 L.FER=335 SPIGOLI 4Ø16  STAFFE: 38*25 LTDT=137*2 *SPILLI EXTRA 1B Ø8/7 L= 50 * Ø8/10 L= 60 Ø8/19 L= 140 Ø8/10 L= 60	17	L=310 L.FER=391 SPIGOLI 4Ø16  STAFFE: 25*45 LTDT=152 *SPILLI EXTRA 1A Ø8/7 L= 50 * Ø8/10 L= 50 Ø8/19 L= 160 Ø8/10 L= 50
2	L=310 L.FER=335 SPIGOLI 4Ø16  STAFFE: 38*25 LTDT=137*2 *SPILLI EXTRA +1B Ø8/7 L= 50 * Ø8/10 L= 60 Ø8/19 L= 140 Ø8/10 L= 60	6	L=310 L.FER=335 SPIGOLI 4Ø16  STAFFE: 25*38 LTDT=137*2 *SPILLI EXTRA +1A Ø8/7 L= 50 * Ø8/10 L= 60 Ø8/19 L= 140 Ø8/10 L= 60	9	L=310 L.FER=391 SPIGOLI 4Ø16  STAFFE: 25*38 LTDT=137*2 Ø8/10 L= 110 Ø8/19 L= 140 Ø8/10 L= 60	12	L=310 L.FER=391 SPIGOLI 4Ø16  STAFFE: 25*42 LTDT=146*2 *SPILLI EXTRA 1A Ø8/7 L= 50 * Ø8/10 L= 60 Ø8/19 L= 140 Ø8/10 L= 60	15	L=310 L.FER=335 SPIGOLI 4Ø16  STAFFE: 38*25 LTDT=137*2 Ø8/10 L= 114 Ø8/19 L= 136 Ø8/10 L= 60	18	L=310 L.FER=391 SPIGOLI 4Ø16  STAFFE: 45*25 LTDT=152 Ø8/10 L= 105 Ø8/19 L= 155 Ø8/10 L= 50
3 4	L=155 L.FER=236 SPIGOLI 4Ø16  STAFFE: 38*25 LTDT=137*2 Ø8/10 L= 98 Ø8/10 L= 58	7	L=310 L.FER=335 SPIGOLI 4Ø16  STAFFE: 38*25 LTDT=137*2 Ø8/10 L= 110 Ø8/19 L= 140 Ø8/10 L= 60	10	L=310 L.FER=391 SPIGOLI 4Ø16  STAFFE: 25*38 LTDT=137*2 Ø8/8 L= 50 Ø8/10 L= 60 Ø8/19 L= 140 Ø8/10 L= 60	13	L=310 L.FER=391 SPIGOLI 4Ø16  STAFFE: 25*45 LTDT=152 Ø8/10 L= 100 Ø8/19 L= 160 Ø8/10 L= 50	16	L=310 L.FER=391 SPIGOLI 4Ø16  STAFFE: 25*45 LTDT=152 *SPILLI EXTRA 1A Ø8/7 L= 50 * Ø8/10 L= 50 Ø8/19 L= 160 Ø8/10 L= 50		
ACCIAIO B450C CALCESTR. C28/35				ACCIAIO B450C CALCESTR. C28/35				ACCIAIO B450C CALCESTR. C28/35			

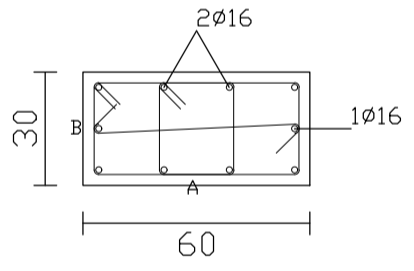
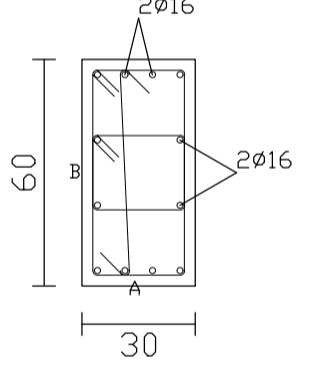
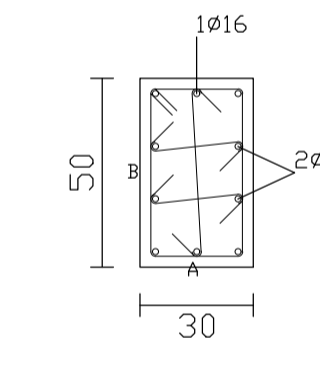
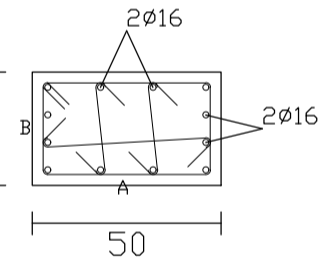
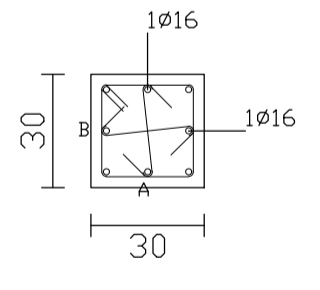
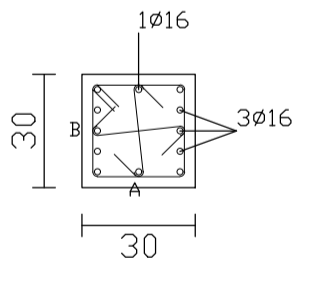
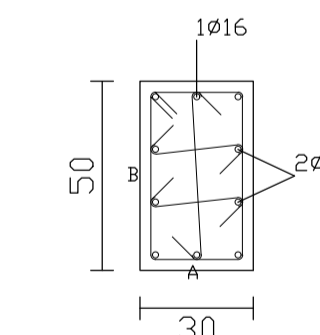
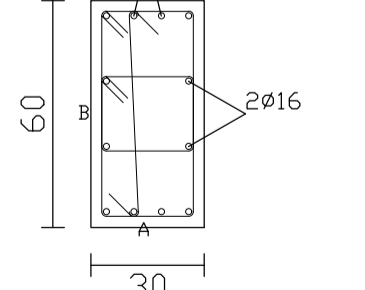
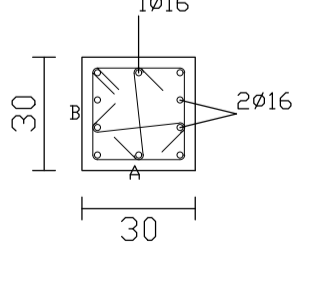
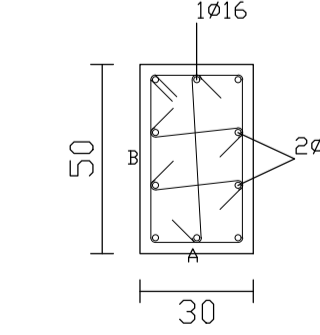
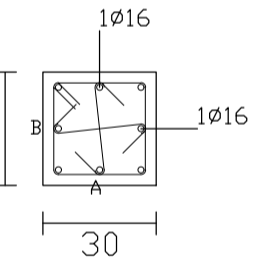
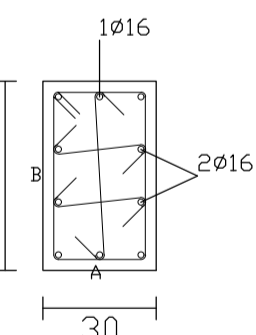
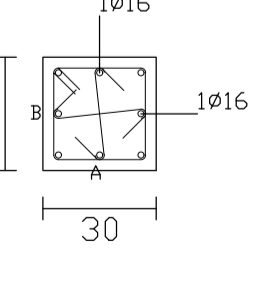
TABELLA PILASTRI QUOTA m: 9.30				TABELLA PILASTRI QUOTA m: 9.30			
PIL.		PIL.		PIL.		PIL.	
3 4	L=245 L.FER=280 SPIGOLI 4Ø16  STAFFE: 38*25 LTDT=137*2 Ø8/10 L= 100 Ø8/19 L= 85 Ø8/10 L= 60	10	L=245 L.FER=280 SPIGOLI 4Ø16  STAFFE: 25*38 LTDT=137*2 Ø8/10 L= 100 Ø8/19 L= 85 Ø8/10 L= 60	13	L=245 L.FER=326 SPIGOLI 4Ø16  STAFFE: 25*45 LTDT=152 Ø8/10 L= 90 Ø8/19 L= 105 Ø8/10 L= 50	18	L=245 L.FER=326 SPIGOLI 4Ø16  STAFFE: 45*25 LTDT=152 Ø8/10 L= 90 Ø8/19 L= 105 Ø8/10 L= 50
8	L=245 L.FER=280 SPIGOLI 4Ø16  STAFFE: 25*25 LTDT=112 Ø8/10 L= 85 Ø8/19 L= 115 Ø8/10 L= 45	11	L=245 L.FER=280 SPIGOLI 4Ø16  STAFFE: 25*25 LTDT=112 Ø8/10 L= 85 Ø8/19 L= 115 Ø8/10 L= 45	16	L=245 L.FER=326 SPIGOLI 4Ø16  STAFFE: 25*45 LTDT=152 *SPILLI EXTRA 1A Ø8/7 L= 40 * Ø8/10 L= 50 Ø8/19 L= 105 Ø8/10 L= 50		
9	L=245 L.FER=280 SPIGOLI 4Ø16  STAFFE: 25*38 LTDT=137*2 Ø8/10 L= 100 Ø8/19 L= 85 Ø8/10 L= 60	12	L=245 L.FER=270 SPIGOLI 4Ø16  STAFFE: 25*25 LTDT=112 Ø8/10 L= 95 Ø8/19 L= 105 Ø8/10 L= 45	17	L=245 L.FER=326 SPIGOLI 4Ø16  STAFFE: 25*45 LTDT=152 Ø8/10 L= 100 Ø8/19 L= 95 Ø8/10 L= 50		
ACCIAIO B450C CALCESTR. C28/35				ACCIAIO B450C CALCESTR. C28/35			

TABELLA PILASTRI QUOTA m:11.80			
PIL.		PIL.	
13 17	L=125 L.FER=170 SPIGOLI 4Ø16  STAFFE: 25*25 LTDT=112 Ø8/10 L= 75 Ø8/19 L= 5 Ø8/10 L= 45		
16	L=125 L.FER=170 SPIGOLI 4Ø16  STAFFE: 25*45 LTDT=152 Ø8/10 L= 77 Ø8/19 L= 1 Ø8/10 L= 47		
18	L=125 L.FER=170 SPIGOLI 4Ø16  STAFFE: 25*25 LTDT=112 Ø8/10 L= 75 Ø8/19 L= 5 Ø8/10 L= 45		
ACCIAIO B450C CALCESTR. C28/35			

			
INTERVENTI DI POTENZIAMENTO DEL PATRIMONIO PUBBLICO ESISTENTE E DI RECUPERO DI ALLOGGI DI PROPRIETA' PUBBLICA PER INCREMENTARE LA DISPONIBILITA' DI ALLOGGI SOCIALI E SERVIZI ABITATIVI PER CATEGORIE FRAGILI PER RAGIONI ECONOMICHE E SOCIALI INTERVENTI INFRASTRUTTURALI FINALIZZATI ALLA SPERIMENTAZIONE DI MODELLI INNOVATIVI SOCIALI E ABITATIVI			
 LINEA 9.4.1. C.U.P. G67J17000010006 C.I.G. ZDF2852D29			
RISTRUTTURAZIONE DI EDIFICIO SITO IN CATANIA C.SO INDIPENDENZA 146 PER LA REALIZZAZIONE DI N° 21 ALLOGGI SOCIALI E SPAZI SOCIO-EDUCATIVI DI PERTINENZA			
PROGETTO ESECUTIVO (ai sensi dell'art. 23, comma 8 D.Lgs. 50/2016)			
ESECUTIVI PILASTRI q. 6,20 - 9,30 - 11,80 mt			
DATA PROGETTO 05/08/2019			
FASE PE	OPERA C03		
AMBITO STR	TIPO EGS		
N° / SIGLA 09	REV A		
SCALA 1:50			
A	05/08/2019	EMISSIONE	Vigore
Rev.	DATA	DESCRIZIONE	STATO
		RESPONSABILE UNICO DEL PROCEDIMENTO ARCH. IDA MARIA BARATELLA Iscritta all'Ordine degli Architetti di Catania al n. 1160	
		SUPP. AL RESPONSABILE UNICO DEL PROCEDIMENTO ARCH. GIUSEPPE LANZA Iscritto all'Ordine degli Architetti di Catania al n. 542	
		PROGETTISTA ING. VALERIA VADALA Iscritta all'Ordine degli Ingegneri di Catania al n. 2572	
		COLLABORATORE ALLA PROGETTAZIONE Geom. ROBERTO GRAVINA	
VISTI E APPROVAZIONI			
ELABORATO VERIFICATO art.26 D.lgs. 50/2016 UCCIARDELLOPROGETTI S.r.l. 			
PROPRIETA' RISERVATA - A termine di legge l'I.A.C.P. di CATANIA si riserva la proprieta' del presente elaborato che non puo' essere riprodotto senza la preventiva autorizzazione.			